

Reliable since 1965...



Polycarbonate Plug & Socket

BPX Series



**BCH
ELECTRIC
LIMITED**



BCH Electric Limited an ISO 9001:2015 & ISO 14001:2015, ISO 45001: 2018 company, is today one of the leading manufacturer of wide range of Industrial, IT Enclosures. It is wholly owned Indian company with a wide network of global business connections.

The company's strong focus on customer satisfaction is reflected in its wide product range, catering to the requirement of customers in the electric field. This includes Automation, Switchgears, Enclosures, Break and Crane control Products.

A strong Design & development team, state-of-the art manufacturing capabilities and strong emphasis on quality has helped the company achieve benchmarks for its products & services.

BCH Electric, as always, remains committed to customer satisfaction and loyalty and will continue to broaden its portfolio with more service and product to further strengthen its partnership with customers.

Our products have proven track of performance for critical applications in almost every customer segment - Steel, Power, Cement, Solar, Telecom, Railways, Mining, Oil & gas, Chemical, Sugar, water utilities, Automobiles, Agriculture, Crane & machinery OEMs etc.

Modern facilities at Faridabad & Rudrapur



Faridabad:
20/4, Mathura Road, Faridabad - 121 006 (Haryana)



Rdurapur:
64-68, Sector-7, IIE, Pant Nagar, Rudrapur,
Udham Singh Nagar - 263 153 (Uttarakhand)

BPX Range of Plug, Socket and Connector - Testing and Quality

Our product has passed various performance tests, including temperature-rise, mechanical life, material flame-retardant, surge voltage, vibration, high and low-temperature, Ingress protection, mechanical impact. All these aspects of our products far exceed the standard

All Our BPX Series Plugs, Sockets & Connectors are :

• Completely Reliable	Compliant to EN/IEC 60309-1 & 2 (International Standard)
• Resistant to Ageing	Tested at 80°C for 7 Days
• Meant to Work in tough environment conditions	Tested for IP44 & IP67
• Completely resistant to abnormal heat & fire	
- Glow Wire Test as per IEC 60695-2	650°C (Body Shell) ; 850°C (Inner Core)
- Dimensionally stable Test	100° C for 1 Hour
• Totally safe to the users	
- High insulation Resistance	≥ 5m Ohms at 500VDC (1 min)
- Di-electric Strength	2000V~



Key Features - BPX Range of Plug, Socket and Connector



Our complete BPX Series are tested for IP44 & IP67



- Double screw type - terminal
- Large terminal size (1.5 Sq. mm to 35 Sq. mm).



- Soft contact material to reduce spark while insert or pullout.
- High electrical & mechanical life.
- 125A contact use torsion spring contact to reduce friction force when insert and pullout the device.



- Excellent contact terminal for easy installation.



- Cable entry hole from side or bottom.

- Special cable gland
- Flexibility of using varied cable sizes



- 16A up to 15.5mm, 32A up to 20mm, 63A up to 36.5mm and for 125A up to 50mm

Wide Application Areas :



SHOPPING MALL



MEDICAL EQUIPMENTS



METRO



AIRPORT



LAUNDRY MACHINE



RAILWAY





COMMERCIAL BUILDING

BPX Range of Plugs/Socket/Connector- 16A to 125A:


Conform to International standards EN/IEC 60309-1 & 2


Panel Mounted Straight Socket - IP44				
	Amp	Poles	230V~ 50-60Hz	415V~ 50-60Hz
	16	3		BPX1PSS341
4			-	BPX1PSS442
5			-	BPX1PSS542
32	3		BPX2PSS341	-
	4		-	BPX2PSS442
	5		-	BPX2PSS542
63	3		BPX3PSS341	-
	4		-	BPX3PSS442
	5		-	BPX3PSS542
-				


Panel Mounted Straight Socket - IP67				
	Amp	Poles	230V~ 50-60Hz	415V~ 50-60Hz
	16	3		BPX1PSS371
4			-	BPX1PSS472
5			-	BPX1PSS572
32	3		BPX2PSS371	-
	4		-	BPX2PSS472
	5		-	BPX2PSS572
63	3		BPX3PSS371	-
	4		-	BPX3PSS472
	5		-	BPX3PSS572
125A	3		BPX4PSS371	-
	4		-	BPX4PSS472
	5		-	BPX4PSS572


Panel Mounted Angled Socket - IP44				
	Amp	Poles	230V~ 50-60Hz	415V~ 50-60Hz
	16	3		BPX1PAS341
4			-	BPX1PAS442
5			-	BPX1PAS542
32	3		BPX2PAS341	-
	4		-	BPX2PAS442
	5		-	BPX2PAS542
63	3		BPX3PAS341	-
	4		-	BPX3PAS442
	5		-	BPX3PAS542
-				

Panel Mounted Angled Socket - IP67				
	Amp	Poles	230V~ 50-60Hz	415V~ 50-60Hz
	16	3		BPX1PAS371
4			-	BPX1PAS472
5			-	BPX1PAS572
32	3		BPX2PAS371	-
	4		-	BPX2PAS472
	5		-	BPX2PAS572
63	3		BPX3PAS371	-
	4		-	BPX3PAS472
	5		-	BPX3PAS572
125A	3		BPX4PAS371	-
	4		-	BPX4PAS472
	5		-	BPX4PAS572

Surface Mounted Socket - IP44				
	Amp	Poles	230V~ 50-60Hz	415V~ 50-60Hz
	16	3		BPX1WS341
4			-	BPX1WS442
5			-	BPX1WS542
32	3		BPX2WS341	-
	4		-	BPX2WS442
	5		-	BPX2WS542
63	3		BPX3WS341	-
	4		-	BPX3WS442
	5		-	BPX3WS542
-				


Surface Mounted Socket - IP67				
	Amp	Poles	230V~ 50-60Hz	415V~ 50-60Hz
	16	3		BPX1WS371
4			-	BPX1WS472
5			-	BPX1WS572
32	3		BPX2WS371	-
	4		-	BPX2WS472
	5		-	BPX2WS572
63	3		BPX3WS371	-
	4		-	BPX3WS472
	5		-	BPX3WS572
125A	3		BPX4WS371	-
	4		-	BPX4WS472
	5		-	BPX4WS572


Standard Connector - IP44				
	Amp	Poles	230V~ 50-60Hz	415V~ 50-60Hz
	16	3		BPX1SC341
4			-	BPX1SC442
5			-	BPX1SC542
32	3		BPX2SC341	-
	4		-	BPX2SC442
	5		-	BPX2SC542
63	3		BPX3SC341	-
	4		-	BPX3SC442
	5		-	BPX3SC542
-				

Standard Connector- IP67				
	Amp	Poles	230V~ 50-60Hz	415V~ 50-60Hz
	16	3		BPX1SC371
4			-	BPX1SC472
5			-	BPX1SC572
32	3		BPX2SC371	-
	4		-	BPX2SC472
	5		-	BPX2SC572
63	3		BPX3SC371	-
	4		-	BPX3SC472
	5		-	BPX3SC572
125A	3		BPX4SC371	-
	4		-	BPX4SC472
	5		-	BPX4SC572


BPX Range of Plugs/Socket/Connector- 16A to 125A:


Conform to International standards EN/IEC 60309-1 & 2


Standard Plug - IP44				
	Amp	Poles	230V~ 50-60Hz	415V~ 50-60Hz
	16	3		BPX1SP341
4			-	BPX1SP442
5			-	BPX1SP542
32	3		BPX2SP341	-
	4		-	BPX2SP442
	5		-	BPX2SP542
63	3		BPX3SP341	-
	4		-	BPX3SP442
	5		-	BPX3SP542
-				


Standard Plug - IP67				
	Amp	Poles	230V~ 50-60Hz	415V~ 50-60Hz
	16	3		BPX1SP371
4			-	BPX1SP472
5			-	BPX1SP572
32	3		BPX2SP371	-
	4		-	BPX2SP472
	5		-	BPX2SP572
63	3		BPX3SP371	-
	4		-	BPX3SP472
	5		-	BPX3SP572
125A	3		BPX4SP371	-
	4		-	BPX4SP472
	5		-	BPX4SP572


Phase Inverter Plug - IP44			
	Amp	Poles	415V~ 50-60Hz
	16	5	
32	5		BPX2PIP542

Phase Inverter Plug - IP67			
	Amp	Poles	415V~ 50-60Hz
	16	5	
32	5		BPX2PIP572

Panel Mounted Plug - IP44				
	Amp	Poles	230V~ 50-60Hz	415V~ 50-60Hz
	16	3		BPX1PP341
4			-	BPX1PP442
5			-	BPX1PP542
32	3		BPX2PP341	-
	4		-	BPX2PP442
	5		-	BPX2PP542
63	3		BPX3PP341	-
	4		-	BPX3PP442
	5		-	BPX3PP542
-				





Panel Mounted Plug - IP67				
	Amp	Poles	230V~ 50-60Hz	415V~ 50-60Hz
	16	3		BPX1PP371
4			-	BPX1PP472
5			-	BPX1PP572
32	3		BPX2PP371	-
	4		-	BPX2PP472
	5		-	BPX2PP572
63	3		BPX3PP371	-
	4		-	BPX3PP472
	5		-	BPX3PP572
125A	3		BPX4PP371	-
	4		-	BPX4PP472
	5		-	BPX4PP572



Surface Mounted Plug - IP44				
	Amp	Poles	230V~ 50-60Hz	415V~ 50-60Hz
	16	3		BPX1WP341
4			-	BPX1WP442
5			-	BPX1WP542
32	3		BPX2WP341	-
	4		-	BPX2WP442
	5		-	BPX2WP542
63	3		BPX3WP341	-
	4		-	BPX3WP442
	5		-	BPX3WP542
-				

Surface Mounted Plug - IP67				
	Amp	Poles	230V~ 50-60Hz	415V~ 50-60Hz
	16	3		BPX1WP371
4			-	BPX1WP472
5			-	BPX1WP572
32	3		BPX2WP371	-
	4		-	BPX2WP472
	5		-	BPX2WP572
63	3		BPX3WP371	-
	4		-	BPX3WP472
	5		-	BPX3WP572
-				

BX Range of Socket Outlet with Switch and Mechanical Interlock

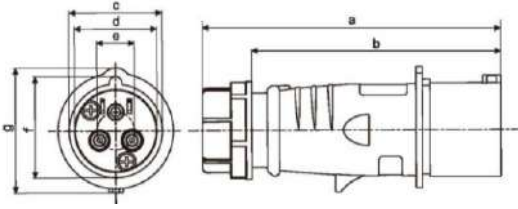
Conform to International standards EN/IEC 60309-1 & 2

Socket Outlet with Switch and Mechanical Interlock					
Horizontal Type - IP44					
	Amp	Poles	230V~ 50-60Hz	415V~ 50-60Hz	
	16	3	BPX1MIH341	-	
		4	-	BPX1MIH442	
		5	-	BPX1MIH542	
Horizontal Type - IP67					
	Amp	Poles	230V~ 50-60Hz	415V~ 50-60Hz	
	16	3	BPX1MIH371	-	
		4	-	BPX1MIH472	
		5	-	BPX1MIH572	
Vertical Type - IP44					
	Amp	Poles	230V~ 50-60Hz	415V~ 50-60Hz	
	16	3	BPX1MIV341	-	
		4	-	BPX1MIV442	
		5	-	BPX1MIV542	
	32	3	BPX2MIV341	-	
		4	-	BPX2MIV442	
		5	-	BPX2MIV542	
	63	3	BPX3MIV341	-	
		4	-	BPX3MIV442	
		5	-	BPX3MIV542	
	-				
	Vertical Type - IP67				
	Amp	Poles	230V~ 50-60Hz	415V~ 50-60Hz	
	16	3	BPX1MIV371	-	
		4	-	BPX1MIV472	
		5	-	BPX1MIV572	
	32	3	BPX2MIV371	-	
		4	-	BPX2MIV472	
		5	-	BPX2MIV572	
	63	3	BPX3MIV371	-	
		4	-	BPX3MIV472	
		5	-	BPX3MIV572	
	125	3	BPX4MIV371	-	
		4	-	BPX4MIV472	
		5	-	BPX4MIV572	

Socket Outlet with Duo Interlock and DIN Rail					
Vertical Type - IP44					
	Amp	Poles	230V~ 50-60Hz	415V~ 50-60Hz	
	16	3	BPX1MID341	-	
		4	-	BPX1MID442	
		5	-	BPX1MID542	
	32	3	BPX2MID341	-	
		4	-	BPX2MID442	
		5	-	BPX2MID542	
	63	3	BPX3MID341	-	
		4	-	BPX3MID442	
		5	-	BPX3MID542	
	-				
	Vertical Type - IP67				
	Amp	Poles	230V~ 50-60Hz	415V~ 50-60Hz	
	16	3	BPX1MID371	-	
		4	-	BPX1MID472	
		5	-	BPX1MID572	
	32	3	BPX2MID371	-	
		4	-	BPX2MID472	
		5	-	BPX2MID572	
	63	3	BPX3MID371	-	
		4	-	BPX3MID472	
		5	-	BPX3MID572	
	125	3	BPX4MID371	-	
		4	-	BPX4MID472	
		5	-	BPX4MID572	

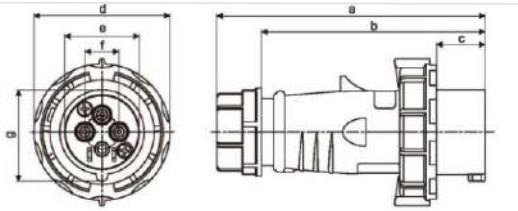
Product Dimension Details

Standard Plug
IP44



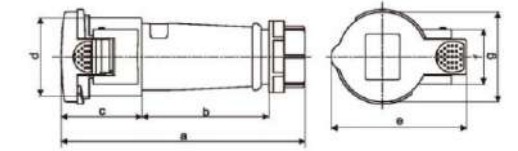
Amp	16A			32A			63A			125A		
Pole	3P	4P	5P	3P	4P	5P	3P	4P	5P	3P	4P	5P
a	137	142	144	173	173	177	238.9	238.9	238.9			
b	110	119	121	144	144	148	179.4	179.4	179.4			
c	43.5	49.5	56	57	57	63.3	69.1	69.1	69.1			
d	38.5	43.8	50	51	51	56.5	63	63	63			
e	17.5	21.5	28.5	25	25	30.5	36.5	36.5	36.5			
f	47	52	60	62	62	68.7	75.3	75.3	75.3			
g	58	66.7	75	80.7	80.7	89	100.1	100.1	100.1			
Terminal Capacity	1.5 – 2.5 sq. mm			4 – 6 sq. mm			10 – 16 sq. mm					

Standard Plug
IP67



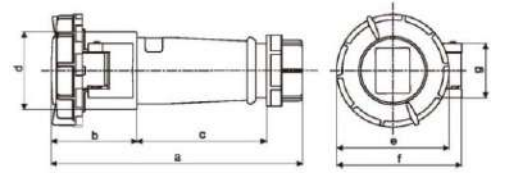
a	140	142	144	173	173	177	238.9	238.9	238.9	286	286	286
b	116	119	121	144	144	148	179.5	179.5	179.5	219	219	219
c	24.7	26	27	32.5	32.5	32.6	51.1	51.1	51.1	57	57	57
d	70.2	78	87	93.3	93.3	101	112.9	112.9	112.9	131	131	131
e	38.5	43.8	50	51	51	56.5	63	63	63	75.1	75.1	75.1
f	17.5	21.5	26.5	25	25	30.3	36.5	36.5	36.5	42.5	42.5	42.5
g	47	52	60	62	62	68.7	75.3	75.3	75.3	87.2	87.2	87.2
Terminal Capacity	1.5 – 2.5 sq. mm			4 – 6 sq. mm			10 – 16 sq. mm			23 – 35 sq. mm		

Standard Connector
IP44



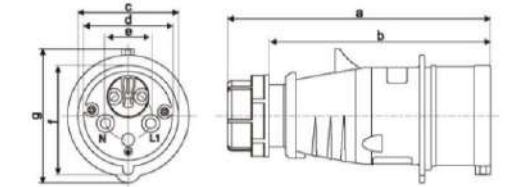
a	155	156.5	161.7	200	200	205	257	257	257			
b	80.6	82.3	88	106.5	106.5	108.7	112.5	112.5	112.5			
c	51.3	51.8	52.1	64.2	64.2	65	95	95	95			
d	49.5	55.7	63	64.2	64.2	70.8	77.4	77.4	77.4			
e	86	90	97	101.8	101.8	111	108	108	108			
f	34.7	37	37	37	37	37	34	34	34			
g	57	61.2	69	71.6	71.6	79.5	92	92	92			
Terminal Capacity	1.5 – 2.5 sq. mm			4 – 6 sq. mm			10 – 16 sq. mm					

Standard Connector
IP67



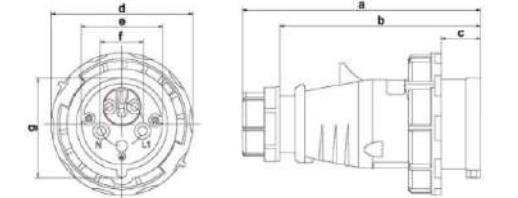
a	160	164	167	203	203	205.5	260	260	260	315	315	315
b	54.7	55.5	56.3	67.5	67.5	68	104	104	104	116	116	116
c	90	101	103	100	100	137.7	95	95	95	130	130	130
d	49.5	55.7	63	64.2	64.2	70.8	77.4	77.4	77.4	89.5	89.5	89.5
e	71.7	80.6	89	95.5	95.5	101.9	109	109	109	121	121	121
f	79.7	85.7	93	98.3	98.3	104.9	112.5	112.5	112.5	125	125	125
g	34.7	37	37	37	37	37	34	34	34	34.5	34.5	34.5
Terminal Capacity	1.5 – 2.5 sq. mm			4 – 6 sq. mm			10 – 16 sq. mm			23 – 35 sq. mm		

Phase Inverter Plug
IP44



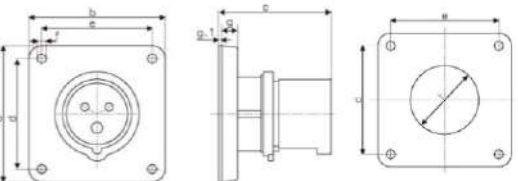
a	137	142	144	173	173	177	238.9	238.9	238.9			
b	110	119	121	144	144	148	179.4	179.4	179.4			
c	43.5	49.5	56	57	57	63.3	69.1	69.1	69.1			
d	38.5	43.8	50	51	51	56.5	63	63	63			
e	17.5	21.5	28.5	25	25	30.5	36.5	36.5	36.5			
f	47	52	60	62	62	68.7	75.3	75.3	75.3			
g	58	66.7	75	80.7	80.7	89	100.1	100.1	100.1			
Terminal Capacity	1.5 – 2.5 sq. mm			4 – 6 sq. mm			10 – 16 sq. mm					

Phase Inverter Plug
IP67



a	140	142	144	173	173	177	238.9	238.9	238.9	286	286	286
b	116	119	121	144	144	148	179.5	179.5	179.5	219	219	219
c	24.7	26	27	32.5	32.5	32.6	51.1	51.1	51.1	57	57	57
d	70.2	78	87	93.3	93.3	101	112.9	112.9	112.9	131	131	131
e	38.5	43.8	50	51	51	56.5	63	63	63	75.1	75.1	75.1
f	17.5	21.5	26.5	25	25	30.3	36.5	36.5	36.5	42.5	42.5	42.5
g	47	52	60	62	62	68.7	75.3	75.3	75.3	87.2	87.2	87.2
Terminal Capacity	1.5 – 2.5 sq. mm			4 – 6 sq. mm			10 – 16 sq. mm			23 – 35 sq. mm		

Panel Mounted Plug
IP44

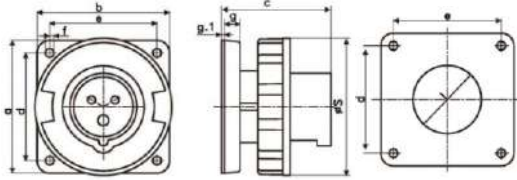


a	85.7	85.7	85.7	85.7	85.7	85.7	110	110	110			
b	85.7	85.7	85.7	85.7	85.7	85.7	106	106	106			
c	72	72	72	90	90	90	85	85	85			
d	69.5	69.5	69.5	69.5	69.5	69.5	90	90	90			
e	69.5	69.5	69.5	69.5	69.5	69.5	90	90	90			
f	5.5	5.5	5.5	5.5	5.5	5.5	5.5	5.5	5.5			
g	10	10	10	10	10	10	11	11	11			
g.1	2	2	2	2	2	2	2	2	2			
l	32	36	42	47	47	50	80	80	80			
Terminal Capacity	1.5 – 2.5 sq. mm			4 – 6 sq. mm			10 – 16 sq. mm					

All dimensions are in mm

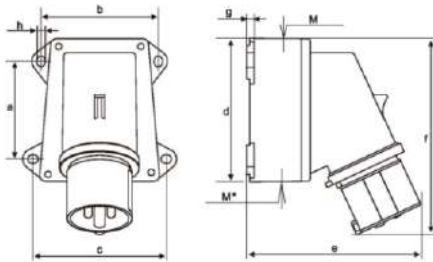
Product Dimension Details

Panel Mounted Plug
IP67



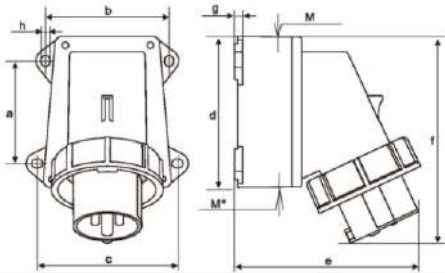
Amp Pole	16A			32A			63A			125A		
	3P	4P	5P	3P	4P	5P	3P	4P	5P	3P	4P	5P
a	87.5	87.5	87.5	87.5	87.5	87.5	110	110	110	130	130	130
b	87.5	87.5	87.5	87.5	87.5	87.5	106	106	106	130	130	130
c	72	72	72	90	90	90	86	86	86	112	112	112
d	69.5	69.5	69.5	69.5	69.5	69.5	90	90	90	104	104	104
e	69.5	69.5	69.5	69.5	69.5	69.5	90	90	90	104	104	104
f	5.5	5.5	5.5	5.5	5.5	5.5	5.5	5.5	5.5	6.5	6.5	6.5
g	10	10	10	10	10	10	11	11	11	25	25	25
g.1	2	2	2	2	2	2	2	2	2	2	2	2
l	32	36	42	47	47	50	80	80	80	95	95	95
s	71	79	89	94	94	102	113	113	113	131	131	131
Terminal Capacity	1.5 – 2.5 sq. mm			4 – 6 sq. mm			10 – 16 sq. mm			23 – 35 sq. mm		

Surface Mounted Plug
IP44



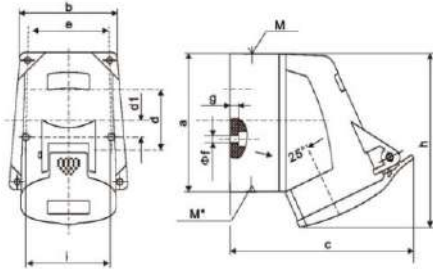
a	64.2	64.2	64.2	90.2	90.2	90.2	133.3	133.3	133.3			
b	77.5	77.5	77.5	79	79	79	107.8	107.8	107.8			
c	88	88	88	98.5	98.5	98.5	136	136	136			
d	94.6	94.6	94.6	120.7	120.7	120.7	171.3	171.3	171.3			
e	114.9	122.6	129.9	145	145	151.8	180.1	180.1	180.1			
f	129.4	129.9	128.3	162.8	162.8	161.8	219.4	219.4	219.4			
g	5.5	5.5	5.5	5.5	5.5	5.5	6	6	6			
h	5	5	5	5	5	5	5	5	5			
M	25	25	25	32	32	32	40	40	40			
M*	1 x M25 Cable Entry			1 x M32 Cable Entry			1 x M40 Cable Entry					
Terminal Capacity	1.5 – 2.5 sq. mm			4 – 6 sq. mm			10 – 16 sq. mm					

Surface Mounted Plug
IP67



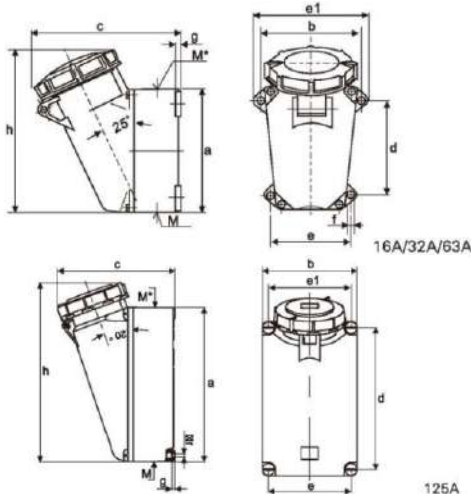
a	64.2	64.2	64.2	90.2	90.2	90.2	133.3	133.3	133.3			
b	77.5	77.5	77.5	79	79	79	107.8	107.8	107.8			
c	88	88	88	98.5	98.5	98.5	136	136	136			
d	94.6	94.6	94.6	120.7	120.7	120.7	171.3	171.3	171.3			
e	116.5	105	134.4	148.4	148.4	155.4	180.1	180.1	180.1			
f	129.4	129.9	128.3	162.8	162.8	161.8	219.4	219.4	219.4			
g	5.5	5.5	5.5	5.5	5.5	5.5	6	6	6			
h	5	5	5	5	5	5	5	5	5			
M	25	25	25	32	32	32	40	40	40			
M*	1 x M25 Cable Entry			1 x M32 Cable Entry			1 x M40 Cable Entry					
Terminal Capacity	1.5 – 2.5 sq. mm			4 – 6 sq. mm			10 – 16 sq. mm					

Surface Mounted Socket
IP44



a	87	100	100	128	128	128	171	171	171			
b	62	67	67	71	71	71	95	95	95			
c	110	125	131	147	147	152	165	165	165			
d	40	-	-	11	11	11	133	133	133			
d1	-	11	11	-	-	-	I-136	I-136	I-136			
e	50	59	59	68	68	68	108	108	108			
f	4.5	5	5	5.3	5.3	5.3	6	6	6			
g	4	4	4	4	4	4	5	5	5			
h	115	118	128	158	158	160	216	216	216			
M	20	20	20	32	32	32	40	40	40			
M*	1 x M25 Cable Entry			1 x M32 Cable Entry			1 x M40 Cable Entry					
Terminal Capacity	1.5 – 2.5 sq. mm			4 – 6 sq. mm			10 – 16 sq. mm					

Surface Mounted Socket
IP67

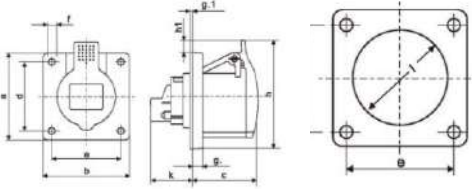


a	95	95	95	120	120	120	171.3	171.3	171.3	260	260	260
b	89.5	89.5	89.5	100	100	100	136	136	136	160	160	160
c	117.5	125.5	133	145	145	152	169	169	169	199	199	199
d	65	65	65	91	91	91	134.5	134.5	134.5	240	240	240
e	77.5	77.5	77.5	79	79	79	108	108	108	140	140	140
e1	101	101	101	112	112	112	157	157	157	140	140	140
f	5.5	5.5	5.5	5.5	5.5	5.5	6	6	6	8.1	8.1	8.1
g	5.2	5.2	5.2	5.5	5.5	5.5	5.5	5.5	5.5	8	8	8
h	132.5	134	135.5	162	162	164	218	218	218	305	305	305
M	25	25	25	32	32	32	40	40	40	50	50	50
M*	1 x M25 Cable Entry			1 x M32 Cable Entry			1 x M40 Cable Entry			2 x M40 Cable Entry		
Terminal Capacity	1.5 – 2.5 sq. mm			4 – 6 sq. mm			10 – 16 sq. mm			25 – 35 sq. mm		

All dimensions are in mm

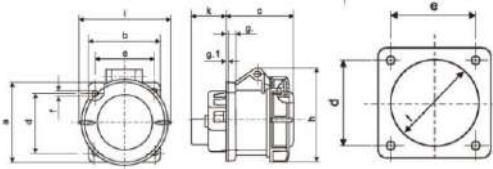
Product Dimension Details

Panel Mounted Straight Socket IP44



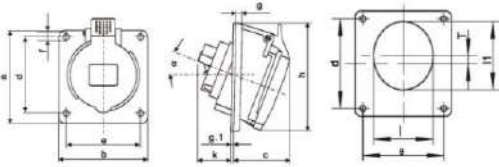
Amp Pole	16A			32A			63A			125A		
	3P	4P	5P	3P	4P	5P	3P	4P	5P	3P	4P	5P
a	75	75	75	75	75	75	107	107	107			
b	75	75	75	75	75	75	100	100	100			
c	51	51.5	52	61	61	62	80	80	80			
d	60	60	60	60	60	60	85	85	85			
e	60	60	60	60	60	60	77	77	77			
f	5.5	5.5	5.5	5.5	5.5	5.5	6.5	6.5	6.5			
g	8	8	8	8	8	8	12	12	12			
g.1	2	2	2	2	2	2	2	2	2			
h	84.6	90	94	96	96	102	113	113	113			
h1	9.6	15	19.2	20	20	21.4	5.5	5.5	5.5			
k	33	33	34	41	41	41.5	55	55	55			
l	44	52	54.5	58	58	62	98	98	98			
Terminal Capacity	1.5 – 2.5 sq. mm			4 – 6 sq. mm			10 – 16 sq. mm					

Panel Mounted Straight Socket IP67



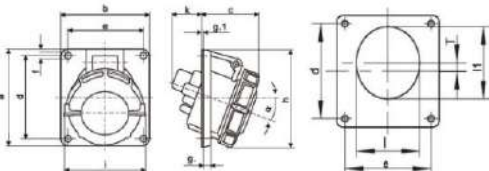
a	75	75	75	85	85	85	107	107	107	130	130	130
b	75	75	75	75	75	75	100	100	100	130	130	130
c	55	55	59	68	68	69	84	84	84	116	116	116
d	60	60	60	60	60	60	85	85	85	104	104	104
e	60	60	60	60	60	60	77	77	77	104	104	104
f	5.5	5.5	5.5	5.5	5.5	5.5	6.5	6.5	6.5	6.5	6.5	6.5
g	10	10	10	10	10	10	14	14	14	19.5	19.5	19.5
g.1	2	2	2	2	2	2	2	2	2	2	2	2
h	83	83	85	99	99	105	113	113	113	128	128	128
i	78	85	93	103	103	110	118	118	118	135	135	135
k	30	31	32	40	40	41	55	55	55	43	43	43
l	44	54	55	60	60	62	88	88	88	105	105	105
Terminal Capacity	1.5 – 2.5 sq. mm			4 – 6 sq. mm			10 – 16 sq. mm			25 – 35 sq. mm		

Panel Mounted Angled Socket IP44



a	73.5	100	100	100	100	100	110	110	110			
b	64	92	92	92	92	92	106	106	106			
c	52	58	58	59	59	60	67.5	67.5	67.5			
d	60	85	85	85	85	85	85	85	85			
e	52	77	77	77	77	77	77	77	77			
f	5.3	5.3	5.3	5.5	5.5	5.5	6.5	6.5	6.5			
g	7	8	8	8	8	8	12	12	12			
g.1 / T	2	2	2	2	2	2	2/3	2/3	2/3			
h	79	105	108	107	107	112	134	134	134			
k	46	32	33	55	55	48	62	62	62			
l	55	70	70	73	73	76	90	90	90			
l1	65	80	80	85	85	88	99	99	99			
α	20	20	20	20	20	20	20	20	20			
Terminal Capacity	1.5 – 2.5 sq. mm			4 – 6 sq. mm			10 – 16 sq. mm					

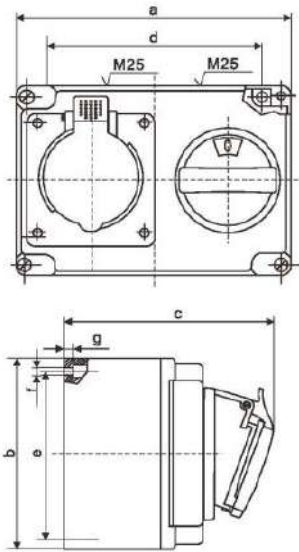
Panel Mounted Angled Socket IP44



a	73.5	100	100	100	100	100	110	110	110	114	114	114
b	64	92	92	92	92	92	106	106	106	110	110	110
c	52	59	62	64	64	66	83	83	83	75	75	75
d	60	85	85	85	85	85	85	85	85	90	90	90
e	52	77	77	77	77	77	77	77	77	90	90	90
f	5.3	5.3	5.3	5.5	5.5	5.5	6.5	6.5	6.5	6.2	6.2	6.2
g	7	8	8	8	8	8	12	12	12	13	13	13
g.1	2	2	2	2	2	2	2	2	2	2	2	2
h	84	103	105	109	109	113	115	115	115	125	125	125
i	78	85	96	103	103	110	117	117	117	135	135	135
k	48	32	33	55	55	48	62	62	62	98	98	98
l	55	70	70	73	73	76	90	90	90	100	100	100
l1	65	80	80	85	85	88	99	99	99	107	107	107
T	-	-	-	-	-	-	3	3	3	-	-	-
α	20	20	20	20	20	20	20	20	20	15	15	15
Terminal Capacity	1.5 – 2.5 sq. mm			4 – 6 sq. mm			10 – 16 sq. mm			25 – 35 sq. mm		

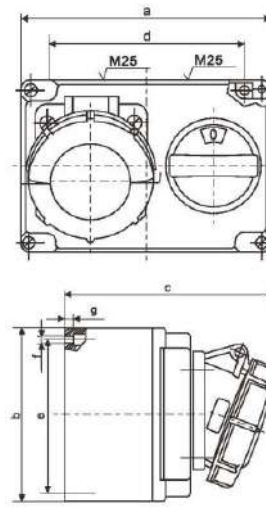
Product Dimension Details

Socket Outlet with Switches and Mechanical Interlock IP44



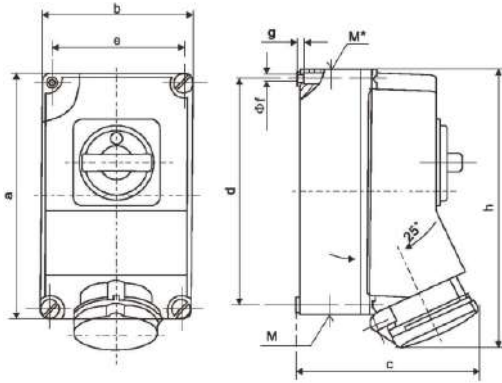
Amp	16A		
Pole	3P	4P	5P
a	170	170	170
b	118	118	118
c	134	137	141
d	136	136	136
e	104	104	104
f	6.1	6.1	6.1
g	2.5	2.5	2.5
M	25	25	25
Terminal Capacity	1.5- 2.5 sq.mm		

Socket Outlet with Switches and Mechanical Interlock IP67



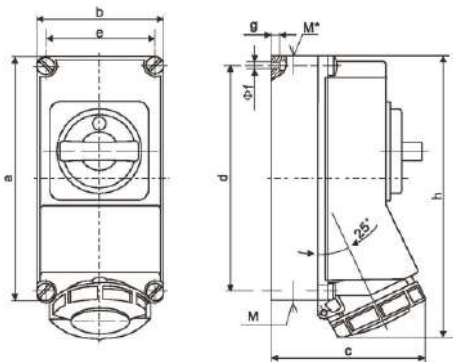
Amp	16A		
Pole	3P	4P	5P
a	170	170	170
b	118	118	118
c	136	139	143
d	136	136	136
e	104	104	104
f	6.1	6.1	6.1
g	2.5	2.5	2.5
M	25	25	25
Terminal Capacity	1.5- 2.5 sq.mm		

Socket Outlet with Switches and Mechanical Interlock Vertical IP44



Amp	16A			32A			63A		
Pole	3P	4P	5P	3P	4P	5P	3P	4P	5P
a	225	225	225	225	225	225	262	262	262
B	118	118	118	118	118	118	162	162	162
C	139	141	143	144	144	148	192	192	192
d	208	208	208	208	208	208	240	240	240
e	101	101	101	101	101	101	140	140	140
f	6.3	6.3	6.3	6.3	6.3	6.3	8.1	8.1	8.1
g	8	8	8	8	8	8	8.3	8.3	8.3
h	250	252	254	264	264	268	300	300	300
M	2x25	2x25	2x25	2x25	2x25	2x25	2x40	2x40	2x40
M*	25/32	25/32	25/32	25/32	25/32	25/32	40	40	40
Terminal Capacity	1.5 – 2.5 sq. mm			4 – 6 sq. mm			10 – 16 sq. mm		

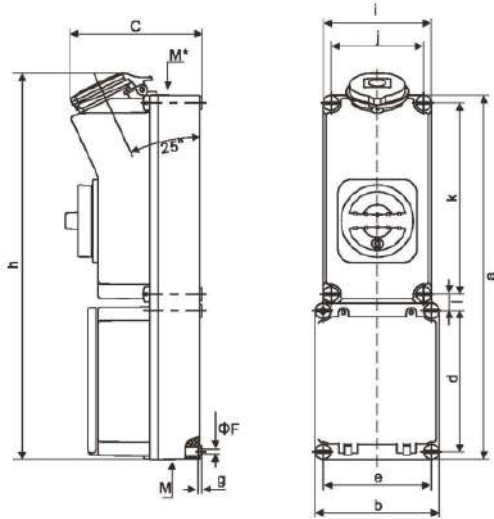
Socket Outlet with Switches and Mechanical Interlock Vertical IP67



Amp	16A			32A			63A		
Pole	3P	4P	5P	3P	4P	5P	3P	4P	5P
a	225	225	225	225	225	225	262	262	262
b	118	118	118	118	118	118	162	162	162
c	144	146	147	152	152	153	196	196	196
d	208	208	208	208	208	208	240	240	240
e	101	101	101	101	101	101	140	140	140
f	6.3	6.3	6.3	6.3	6.3	6.3	8.1	8.1	8.1
g	8	8	8	8	8	8	8	8	8
h	252	255	259	268	268	274	300	300	300
M	2x25	2x25	2x25	2x25	2x25	2x25	2x40	2x40	2x40
M*	25/32	25/32	25/32	25/32	25/32	25/32	40	40	40
Terminal Capacity	1.5 – 2.5 sq. mm			4 – 6 sq. mm			10 – 16 sq. mm		

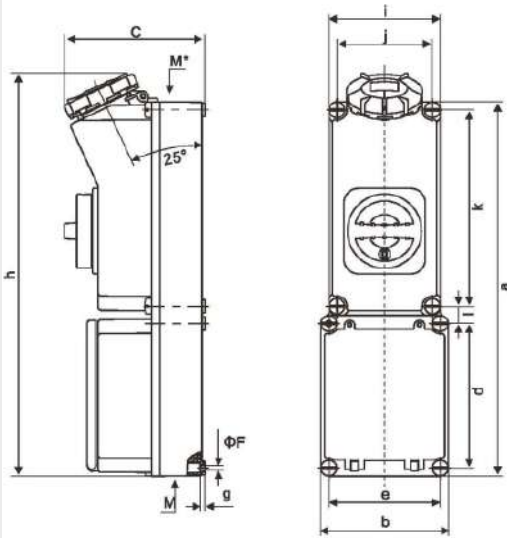
Product Dimension Details

Socket Outlet with Switches and Mechanical Interlock
Din Rail IP44



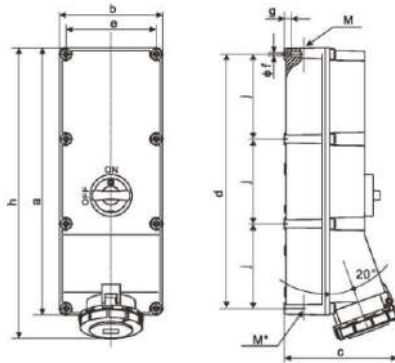
Amp	16A			32A			63A		
	3P	4P	5P	3P	4P	5P	3P	4P	5P
Pole	3P	4P	5P	3P	4P	5P	3P	4P	5P
a	392.2	392.2	392.2	392.2	392.2	392.2	430	430	430
b	135	135	135	135	135	135	135	135	135
c	147	149	151	152	152	153	192	192	192
d	153.1	153.1	153.1	153.1	153.1	153.1	153	153	153
e	118	118	118	118	118	118	118	118	118
f	6.3	6.3	6.3	6.3	6.3	6.3	6.3	6.3	6.3
g	7	7	7	7	7	7	7	7	7
h	423	425	427	434	434	440	470	470	470
i	118	118	118	118	118	118	160	160	160
j	101	101	101	101	101	101	140	140	140
k	208	208	208	208	208	208	240	240	240
l	18.1	18.1	18.1	18.1	18.1	18.1	18.6	18.6	18.6
M*	2x25	2x25	2x25	2x25	2x25	2x25	1xM40	1xM40	1xM40
M	25/32	25/32	25/32	25/32	25/32	25/32	1xM32 1xM40		
Terminal Capacity	1.5 – 2.5 sq. mm			4 – 6 sq. mm			10 – 16 sq. mm		

Socket Outlet with Switches and Mechanical Interlock
Din Rail IP67



Amp	16A			32A			63A		
	3P	4P	5P	3P	4P	5P	3P	4P	5P
Pole	3P	4P	5P	3P	4P	5P	3P	4P	5P
a	392.2	392.2	392.2	392.2	392.2	392.2	430	430	430
b	135	135	135	135	135	135	135	135	135
c	150	153	156	161	161	165	198	198	198
d	153.1	153.1	153.1	153.1	153.1	153.1	153	153	153
e	118	118	118	118	118	118	118	118	118
f	6.3	6.3	6.3	6.3	6.3	6.3	6.3	6.3	6.3
g	7	7	7	7	7	7	7	7	7
h	425	427	429	438	438	443	472	472	472
i	118	118	118	118	118	118	160	160	160
j	101	101	101	101	101	101	140	140	140
k	208	208	208	208	208	208	240	240	240
l	18.1	18.1	18.1	18.1	18.1	18.1	18.6	18.6	18.6
M*	2x25	2x25	2x25	2x25	2x25	2x25	1xM40	1xM40	1xM40
M	25/32	25/32	25/32	25/32	25/32	25/32	1xM32 1xM40		
Terminal Capacity	1.5 – 2.5 sq. mm			4 – 6 sq. mm			10 – 16 sq. mm		

Socket Outlet with Switches and Mechanical Interlock
Vertical IP67




Amp	125A (Without DIN Rail)			Amp	125A (DIN Type)		
	3P	4P	5P		Pole	3P	4P
Pole	3P	4P	5P	Pole	3P	4P	5P
a	501	501	501	a	501	501	501
b	194	194	194	b	194	194	194
c	213	213	213	c	213	213	213
d	477	477	477	d	477	477	477
e	170	170	170	e	170	170	170
f	6.3	6.3	6.3	f	6.3	6.3	6.3
g	13.5	13.5	13.5	g	13.5	13.5	13.5
h	550	550	550	h	550	550	550
J	159	159	159	J	159	159	159
M	1xM40 + 1xM50			M	1xM40 + 1xM50		
M*	1xM40 + 1xM50			M*	1xM40 + 1xM50		
Terminal Capacity	25 – 35 sq. mm			Terminal Capacity	25 – 35 sq. mm		

All dimensions are in mm

Power Control Products
Starters & Submersible Pump Starters
Industrial Enclosures
Industrial Products
Wires & Cables
Motor Control Products
Power Bus Duct
Customised Solution
Automation

a strong commitment to serve better always ...



BCH ELECTRIC LIMITED



www.bchindia.com



1800-103-9262

customer@bchindia.com

Visit us at : www.bchindia.com

Corporate Office : 1105, New Delhi House, 27, Barakhamba Road, New Delhi-110 001 Tel. : 91-11- 43673100

CIN : U31103WB1965PLC026427, **Customercare No.** 1800-103-9262, **E-mail :** marketing@bchindia.com

Registered Office : Block 1E, 216, Acharya Jagadish Chandra Bose Road, Kolkata - 700 017

Works 1 : 20/4, Mathura Road, Faridabad -121 006 (Haryana) Tel. : 0129-4063000/4293000 Fax : 0129-2304016

Works 2 : 64-68, Sector-7, IIE, Pant Nagar, Rudrapur, Udham Singh Nagar - 263 153 (Uttarakhand) Tel. : 05944-250214/16 Fax : 05944-250215

Sales Offices :

Ahmedabad

401, Ship Zevari,
Beside Shyamal Iconic,
Above Westside,
Shyamal Cross Road,
Ahmedabad - 380015
E-mail: ahmedabad@bchindia.com

Bangalore

2nd Floor, 130/5,
K.H. Road (Double road),
Bangalore - 560 027
Tel.: 080-41144879 / 22236759
E-mail : bangalore@bchindia.com

Bhubaneswar

Mallick Commercial
Complex Plot No.: A/69, unit - 3
Bhubaneswar - 751 001
Tel.: 0674-2380988
E-mail: bhubaneswar@bchindia.com

Chandigarh (Panchkula)

SCO -270, 2nd Floor,
Sector-16, Panchkula
Haryana-134 113
Tel.: 0172-5078957 / 5049905
E-mail: chandigarh@bchindia.com

Chennai

Flat No. 3A, 3rd Floor,
Sree Apartments,
No.508, TTK Road,
Alwarpet, Chennai 600 018
Tel.: 044-24337046, 24337047
E-mail : chennai@bchindia.com

Coimbatore

87, Dr. Nanjappa Road,
Coimbatore - 641 018
Tel. : 0422-2305311 / 2302599
E-mail : coimbatore@bchindia.com

Delhi 1

801, Akash Deep Building,
26A, Barakhamba Road,
New Delhi - 110 001
Tel. : 011-23313878 / 43518200
E-mail : delhi@bchindia.com

Delhi 2

710, Deepali Building, 92
Nehru Place, New Delhi - 110 019
Tel. : 011-45720334
E-mail : delhi2@bchindia.com

Dehradun

8, Co-operative Industrial Estate,
Patel Nagar, Dehradun-248001
E-mail : dehradun@bchindia.com

Faridabad

20/4, Mathura Road,
Faridabad - 121 006 (Haryana)
Tel/fax : 0129-4293009
E-mail : faridabad@bchindia.com

Hyderabad

1-8-303/48/13/102, Arya One,
2nd Floor, P. G. Road,
Secunderabad - 500 003
Tel. : 040-66206263/27890306
Fax : 040-66207273
E-mail : hyderabad@bchindia.com

Indore

330-331, Indraprastha Tower,
3rd Floor, 6, M.G. Road,
Indore - 452 001
Tel. : 0731-2510011 / 2510012
E-mail : indore@bchindia.com

Jaipur

25, Hathroi, Gopalbari,
Jaipur - 302 001
Tel. : 0141-2363521
E-mail : jaipur@bchindia.com

Jamshedpur

3rd Floor, Aastha Trade Centre,
'Q' Road, Bistupur,
Jamshedpur - 831 001
Tel. : 0657-2321097/2321481
E-mail : jamshedpur@bchindia.com

Kolkata

Block 1E, 216,
Acharya Jagadish Chandra Bose Road,
Kolkata - 700 017
Tel. : 033-22871728 / 46021884
E-mail : kolkata@bchindia.com

Lucknow

Shop No. 3, First Floor, Tower T-10,
Millennium Place IBB - 2,
Sushant Golf City, Sultanpur Road,
Lucknow - 226030
Tel. : 0522-4025597/4025997
E-mail : lucknow@bchindia.com

Ludhiana

S.C.O. - 18, 2nd Floor,
Feroze Gandhi Market,
Ludhiana - 140 001
Tel. : 0161-5021807/5022808
E-mail : ludhiana@bchindia.com

Mumbai

A-151, Mittal Tower,
Nariman Point,
Mumbai - 400 021
Tel. : 022-22822947/22850162
Fax : 022-22822858
E-mail : mumbai@bchindia.com

Pune

8, Sarosh Bhavan,
16-B/1, Dr. Ambedkar Road,
Pune - 411 001
Tel. : 020-41210002
E-mail : pune@bchindia.com

Raipur

6th Floor, Office No. 607,
Babylon Capital, Near Oswal
Petrol Pump, VIP Chowk,
G.E. Road, Raipur - 492 006
Tel. : 0771- 4045053
E-mail : raipur@bchindia.com

Vadodara

301, Third Floor, "Florence Classic",
10, Ashapuri Co-Op. Hsg. Soc. Ltd., Opp. VUDA Housing,
Near Cow Circle, Akota, Vadodara - 390 020
Tel. : 0265-2345068/2345069
Telefax : 0265-2345068,
E-mail : vadodara@bchindia.com

Other Branch Locations

Cochin : cochin@bchindia.com, **Guwahati :** guwahati@bchindia.com, **Vishakapatnam :** vizag@bchindia.com, **Surat :** surat@bchindia.com, **Trichy :** Trichy@bchindia.com

Resident Engineer Locations

Anantapur	Jodhpur	Madurai	Rajkot	Siliguri
Aurangabad	Jalandhar	Muzaffarnagar	Rajahmundry	Tirunelveli
Bhopal	Kanpur	Nagpur	Ranchi	Udaipur
Calicut	Katni	Nashik	Rourkela	Vapi
Gurgaon	Kharagpur	Nanded	Rudrapur	Vijayawada
Hosapate	Kota	Patna	Salem	Warangal
Hubli	Kolhapur	Puducherry	Satna	Yamuna Nagar